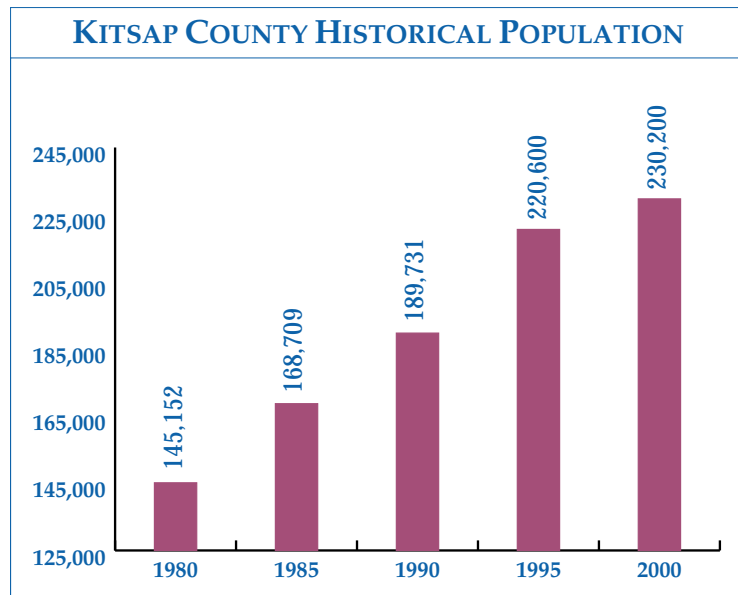


Kitsap County Population Gained 3,200 in 2001, so far:

The (1.39%) population gain in Kitsap County was due largely to increases within the county's cities. Of the 3,200 increase, 2,695 of these additional people settled within one of the four incorporated cities. Only 505 additional people settled into the unincorporated parts of the county. Port Orchard and Poulsbo both experienced growth over 7%. Bremer-ton and Bainbridge Island both experienced about a 3% increase in population.

Statistics gathered from the Washington State Office of Financial Management off their web site: www.ofm.wa.gov/, are summarized in the following charts and graphs.

KITSAP COUNTY POPULATION									
	1980	1990	1995	1996	1997	1998	1999	2000	2001
KITSAP COUNTY <i>Annual Growth Rate</i>	147,152 -	189,731 2.89%	220,600 2.38%	224,700 1.86%	229,400 2.09%	229,000 -0.17%	229,700 0.31%	230,200 0.22%	233,400 +1.39%
BREMERTON <i>Annual Growth Rate</i>	36,208 -	38,142 0.53%	39,610 0.77%	38,370 -3.13%	38,600 0.60%	37,260 -3.47%	36,260 -2.68%	36,160 -0.30%	37,260 +3.04%
PORT ORCHARD <i>Annual Growth Rate</i>	4,787 -	4,984 0.41%	6,240 5.81%	6,610 5.93%	6,965 5.37%	6,945 -0.29%	7,255 4.46%	7,270 0.21%	7,810 +7.43%
POULSBO <i>Annual Growth Rate</i>	3,453 -	4,848 4.04%	5,765 3.00%	6,070 5.29%	6,175 1.73%	6,590 6.72%	6,445 -2.20%	6,500 0.85%	6,965 +7.15%
BAINBRIDGE ISLAND <i>Annual Growth Rate</i>	2,196 -	3,081 4.03%	17,910 *	18,530 3.46%	18,920 2.10%	19,080 0.85%	19,840 3.98%	20,150 1.56%	20,740 +2.93%
<i>*Incorporation of entire Island of Bainbridge Island (1991)</i>									



Historical Population Trends:

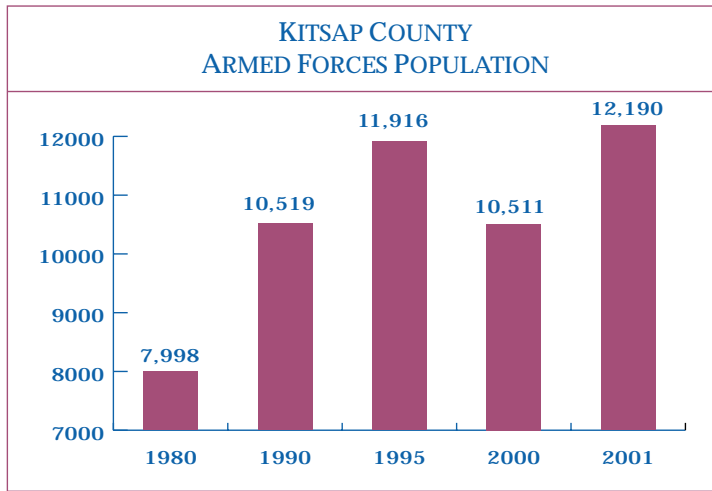
Kitsap County ranks 17th out of 39 counties in the State as the fastest (percentage) growing from 1990-2000. During the 20-year period of 1970 to 1990, Kitsap County's population grew from 101,732 to 189,731, an increase of 87%, representing 88,000 people. By comparison, the state population grew by 42.6% over the same period. In the last ten years (1990 to 2000), Kitsap County grew by 22%. The state population grew by 21% during the same ten-year period.

Older Population Percentage Same as Ten Years Ago:

Kitsap population aged 65 and over was 10.6% in 1990 and it remains at 10.6% in 2001. This is less than the state average of 15%. Only eight of the 39 Washington State counties have smaller 65 and over populations than Kitsap County. Four Washington State counties register over 20% of their populations are 65 years old and over.

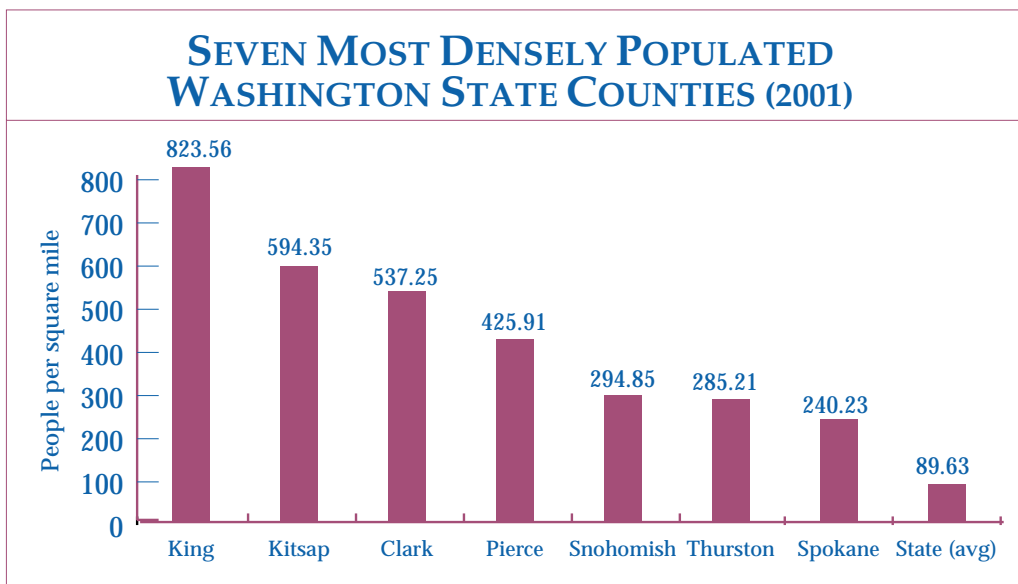
Armed Forces Personnel in Kitsap County:

Although Armed Forces personnel population has been reduced in other parts of Washington State, Kitsap County has maintained a fairly steady military population. In fact, this last year Kitsap County experienced a 16% increase in its military population.



Kitsap County Population Density is 2nd Highest out of 39 Counties in the State:

Although the general appearance of Kitsap County seems “rural” due to the vistas of water, mountains and trees, it is, in fact, the second most dense county in the state of Washington, second only to King County.



SEVEN MOST DENSELY POPULATED WASHINGTON STATE COUNTIES (2001)			
COUNTY	2001 People/Sq. Mi.	LAND AREA (Square Miles)	2001 POPULATION
King	823.56	2,135.001	1,758,300
Kitsap	594.35	392.70	233,400
Clark	537.25	656.30	352,600
Pierce	425.91	1,675.00	713,400
Snohomish	294.85	2,098.00	618,600
Thurston	285.21	737.00	210,200
Spokane	240.23	1,758.30	422,400
<i>State (avg.)</i>	89.63	66,662.10	5,974,900

Kitsap County Median Household Income Ranked 6th out of 39 Counties in the State:

Kitsap County enjoys a relative high Median Household Income compared to the majority of Washington state counties. It ranks 6th out of the 39 counties. King County enjoys the highest Median Household Income (\$62,735) and Okanogan has the lowest (\$23,634).

EIGHT HIGHEST MEDIAN INCOME WASHINGTON STATE COUNTIES (2001)	
COUNTY	Median Household Income
King	\$62,735
Snohomish	\$57,715
San Juan	\$53,418
Clark	\$49,811
Benton	\$49,265
Kitsap	\$48,847
Pierce	\$48,096
Thurston	\$47,867
<i>State (avg)</i>	\$50,689

by
Washington State Office of Financial Management

Web site: www.ofm.wa.gov