

POPULATION TRENDS

Data Obtained from
Washington State Office of Financial Management
 Web Site: www.ofm.wa.gov

Kitsap County Population Estimated Gain of 1,300 in 2002:

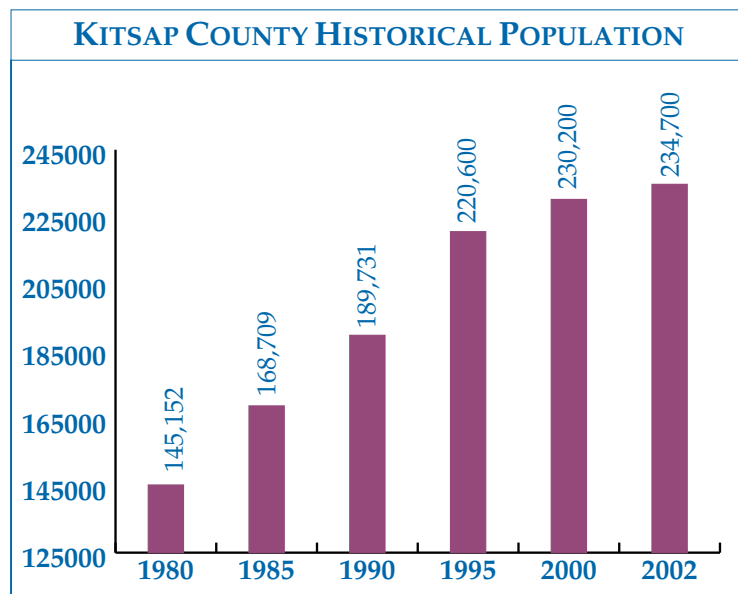
Of the 1,300 population gain in Kitsap County, about 45% (580) went to the county’s cities. And, about 55% (720) of these additional people settled into the unincorporated parts of the county. Bremerton, Bainbridge Island, Port Orchard and Poulsbo all experienced about 1% growth in population.

Largest City in Kitsap County is Bremerton:

The city of Bremerton had an estimated year-end population of 37,530. Bainbridge Island is the second largest city with a population of 20,920. Port Orchard had an estimated year-end population of 7,900 and Poulsbo had a population of 7,005.

KITSAP COUNTY POPULATION								
	1980	1990	1995	1998	1999	2000	2001	2002
Kitsap County	147,152	189,731	220,600	229,000	229,700	230,200	233,400	234,700
Annual Growth Rate	-	+2.89%	+2.38%	-0.17%	+0.31%	+0.22	+1.39%	+0.56%
Bremerton	36,208	38,142	39,610	37,260	36,270	36,160	37,260	37,530
Annual Growth Rate	-	+0.53%	+0.77%	-3.47%	-2.66%	-0.30%	+3.04%	+0.72%
Port Orchard	4,787	4,984	6,240	6,945	7,255	7,270	7,810	7,900
Annual Growth Rate	-	+0.41%	+5.81%	-0.29%	+4.46%	+0.21%	+7.43%	+1.15%
Poulsbo	3,453	4,848	5,765	6,590	6,445	6,500	6,965	7,005
Annual Growth Rate	-	+4.04%	+3.00%	+6.72%	-2.20%	+0.85%	+7.15%	+0.57%
Bainbridge Island	2,196	3,081	17,910	19,080	19,840	20,150	20,740	20,920
Annual Growth Rate	-	+4.03%	*	+0.85%	+3.98%	+1.56%	+2.93%	+0.87%

**Incorporation of entire Island of Bainbridge Island (1991)*



Historical Population Trends:

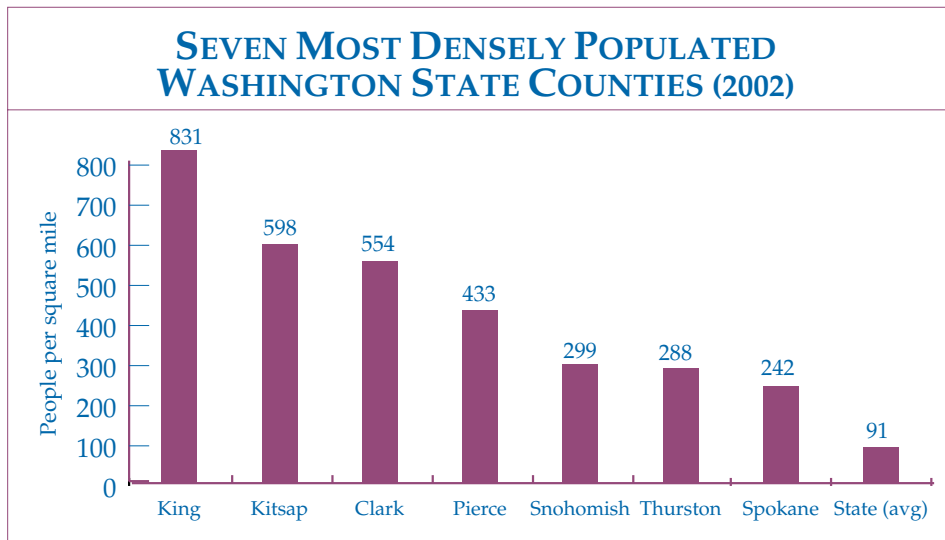
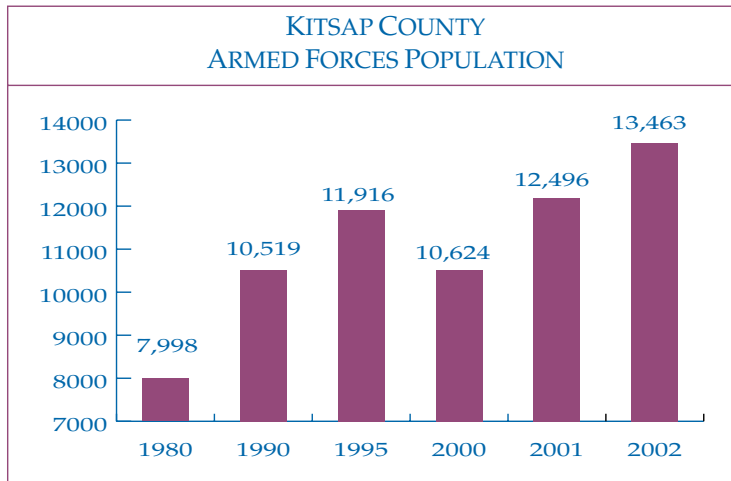
Kitsap County ranks 17th out of 39 counties in the State as the fastest (percentage) growing from 1990-2000. During the 20-year period of 1970 to 1990, Kitsap County's population grew from 101,732 to 189,731, an increase of 87%, representing 88,000 people. By comparison, the state population grew by 42.6% over the same period. In the last ten years (1990 to 2000), Kitsap County grew by 22%. The state population grew by 21% during the same ten-year period.

Older Population Percentage Same as Ten Years Ago:

Kitsap population aged 65 and over was 10.6% in 1990 and it increased only slightly to 10.9% in 2002. This is less than the state average of 11.2%. Only nine of the 39 Washington State counties have smaller 65 and over populations than Kitsap County. Four Washington State counties register over 20% of their populations are 65 years old and over.

Armed Forces Personnel in Kitsap County:

Although Armed Forces personnel population has been reduced in other parts of Washington State, Kitsap County has maintained a fairly steady military population. In fact, this last year Kitsap County experienced an 8% increase in its military population.



Kitsap County Population Density is 2nd Highest out of 39 Counties in the State:

Although the general appearance of Kitsap County seems “rural” due to the vistas of water, mountains and trees, it is, in fact, the second most dense county in the state of Washington, second only to King County.

SEVEN MOST DENSELY POPULATED WASHINGTON STATE COUNTIES (2002)			
COUNTY	2002 People/Sq. Mi.	LAND AREA (Square Miles)	2002 POPULATION
King	831	2,135.001	1,774,300
Kitsap	598	392.70	234,700
Clark	554	656.30	363,400
Pierce	433	1,675.00	725,000
Snohomish	299	2,098.00	628,000
Thurston	288	737.00	212,300
Spokane	242	1,758.30	425,600
<i>State (avg.)</i>	<i>91</i>	<i>66,662.10</i>	<i>6,041,700</i>

Kitsap County Median Household Income Ranks 8th out of 39 Counties in the State:

Kitsap County enjoys a relative high Median Household Income compared to the majority of Washington state counties. It ranks 8th out of the 39 counties. King County enjoys the highest Median Household Income (\$59,540). Kitsap County’s Median Household Income is 7% less than the state average.

EIGHT HIGHEST MEDIAN INCOME WASHINGTON STATE COUNTIES (2002)	
COUNTY	Median Household Income
King	\$59,540
Snohomish	\$56,158
Benton	\$51,274
Clark	\$49,797
Pierce	\$49,706
San Juan	\$48,959
Thurston	\$47,730
Kitsap	\$46,592
<i>State (avg)</i>	<i>\$46,898</i>